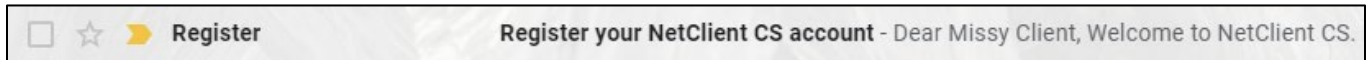
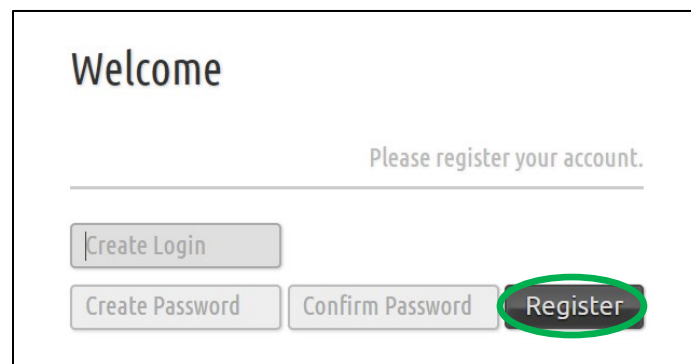
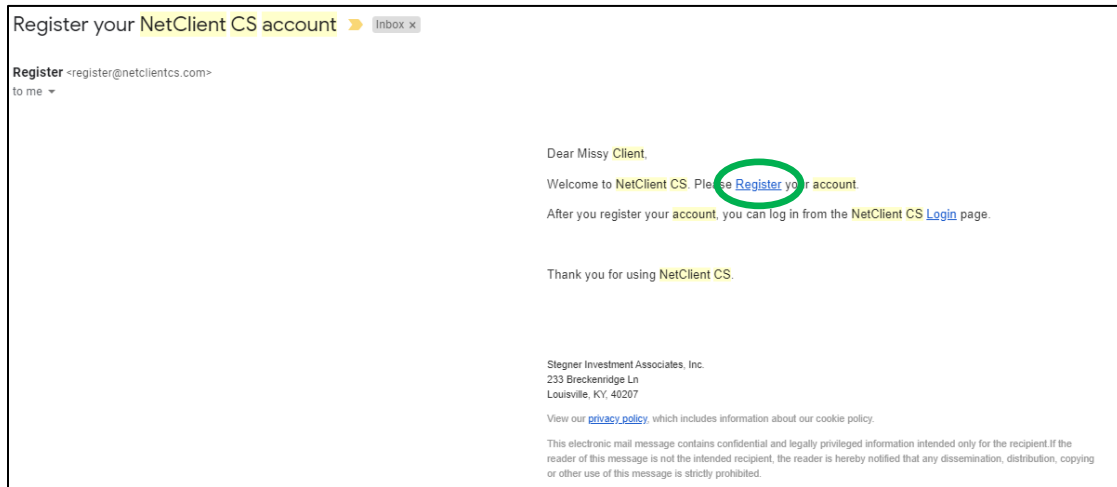


## How to Register for the SIA Portal

1. Open the "Register" email in your inbox.

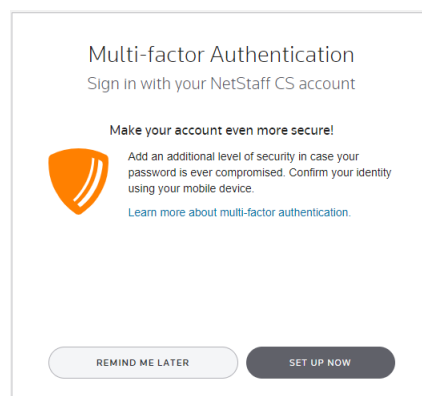


2. Click the blue "Register" link. You receive a "Welcome" pop-up to enter your information. **Use your email address as your Login**. Create your password, confirm the password, and then click the "Register button."



You are prompted to login with your Login (email) and password.


3. A pop-up asks to make your account more secure by using the "Multi-Factor Authentication. Your decision - **not needed** but will provide another level of security.



You are now in your personal portal.



4. In your portal, click on the orange message in the top, left-hand corner. You are prompted to select and answer security questions in case of password resets. You must select and answer all questions in the pop-up box.



Personal Security Questions

Please select your personal security questions and answers

Question 1:

Answer 1:

Question 2:

Answer 2:

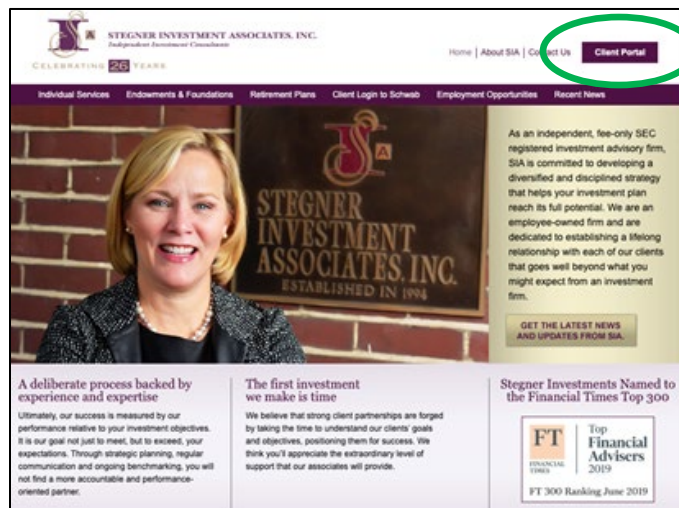
Question 3:

Answer 3:

Question 4:

Answer 4:

You are now registered and can send and receive files using your portal at [StegnerInvestments.com](http://StegnerInvestments.com). Click on “Client Portal” in the top right corner of the home page.



For questions, please call (502) 895-0122.

